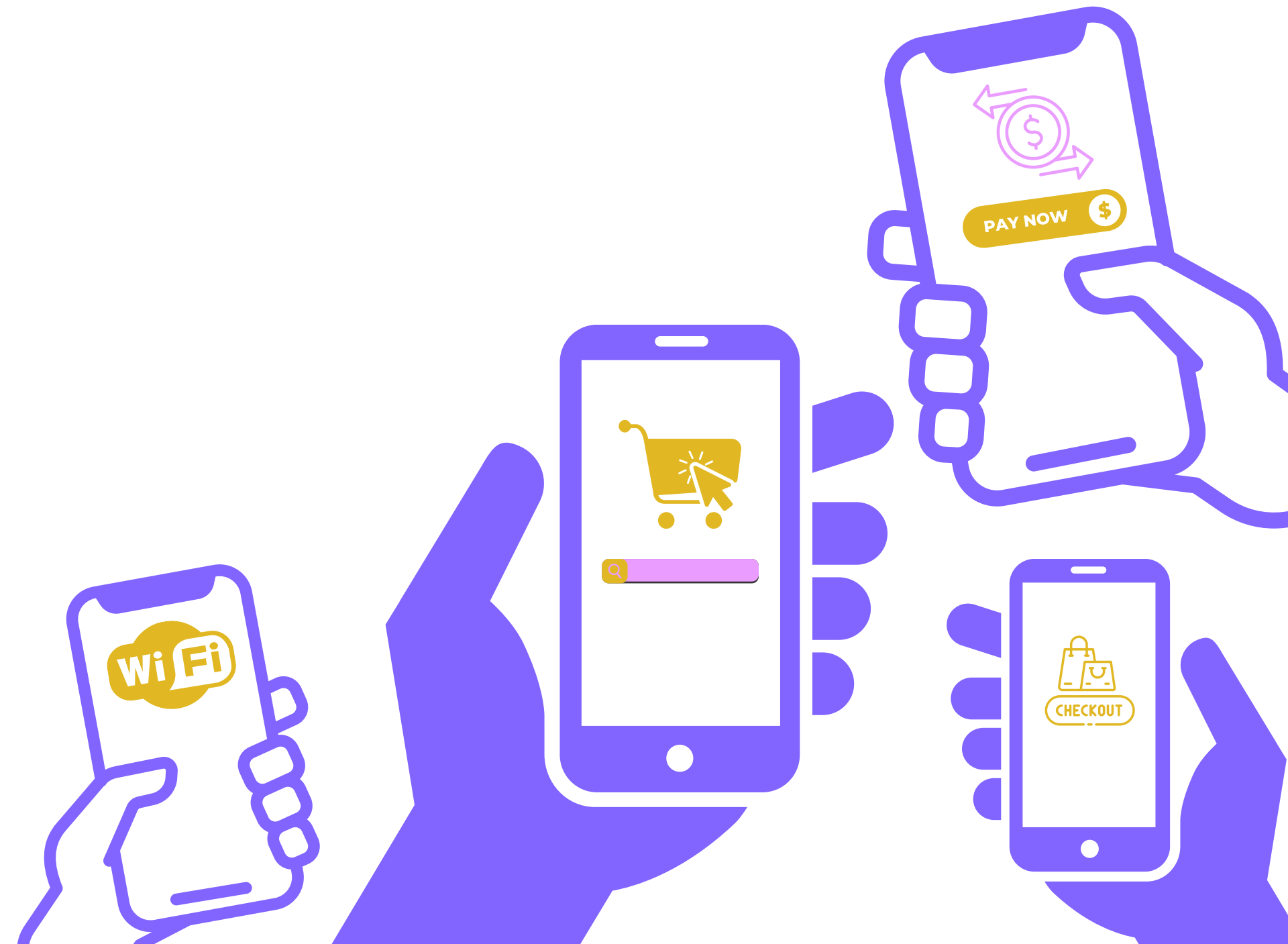


FMQQ

The Next Frontier Internet ETF

www.FMQQetf.com



FMQQ

The Next Frontier Internet ETF

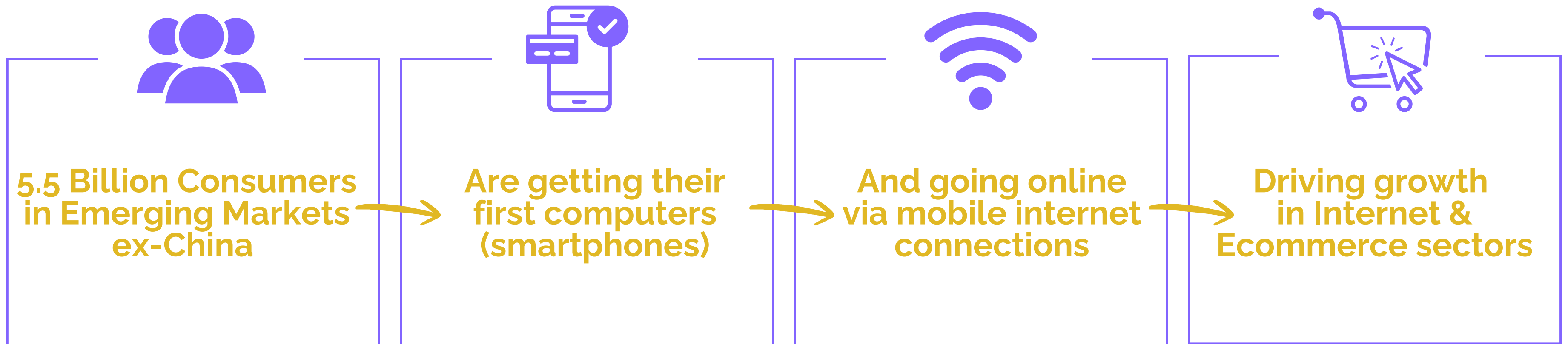
The Next Frontier Internet ETF (NYSE: FMQQ) seeks to provide investment exposure to the growth of online consumption across Asia, India, Latin America, and Africa through a portfolio of leading Internet companies in Emerging Markets excluding China.

Key Facts

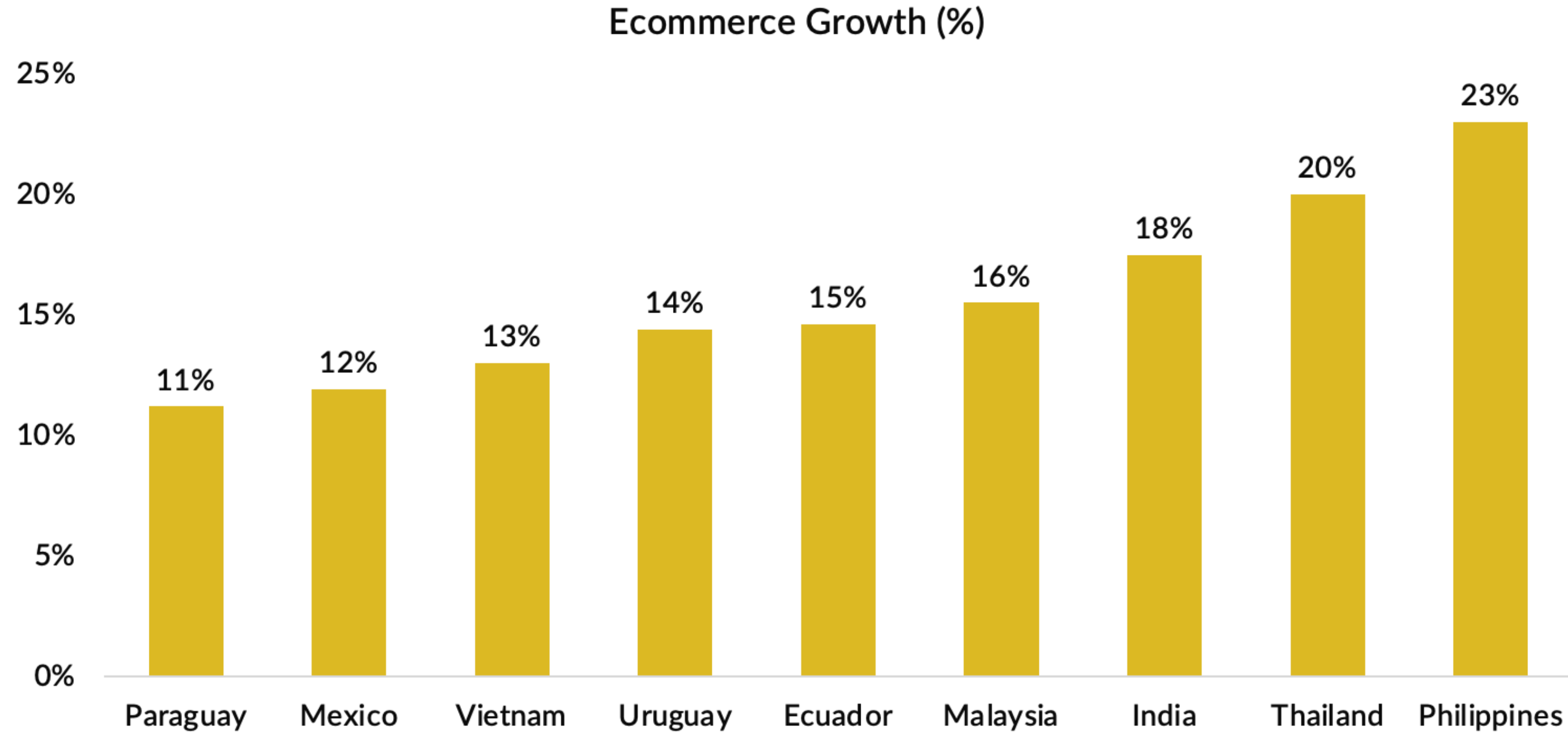
Ticker	FMQQ
Number of Holdings:	38
AUM (\$ million)	\$20.58 M
Fund Launch Date	September 27, 2021
Benchmark Index	FMQQ Index
Rebalance Frequency	Semi Annual
CUSIP	301505590
Exchange	NYSE Arca

Data as of 3/31/2026

The Case for FMQQ



5.5 Billion New Consumers



Source: Emarketer Forecast, February 2026

First Computer (Smartphone)

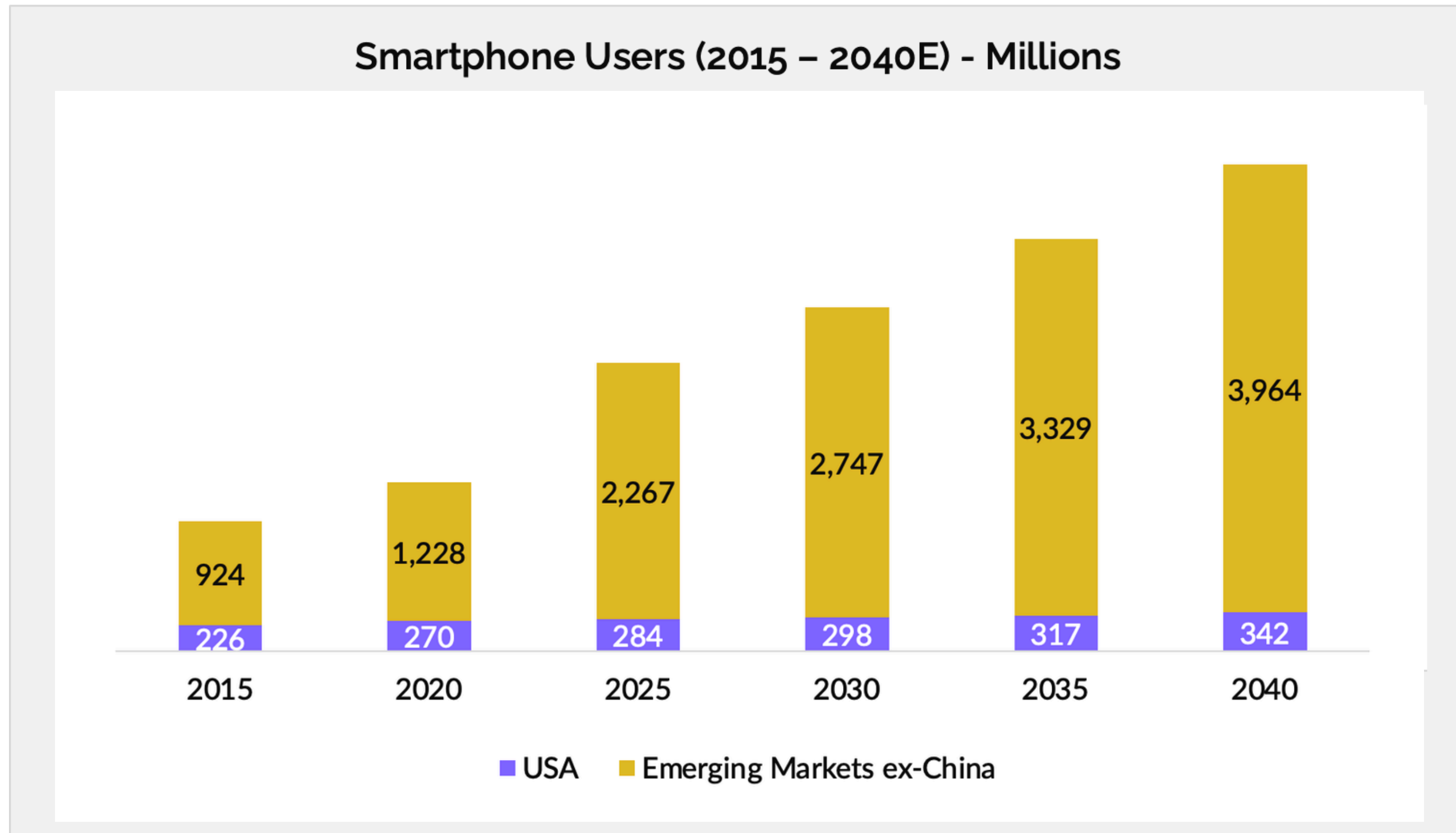
EM populations are leapfrogging legacy infrastructure and going straight to mobile-first, digital solutions.



Leapfrog Effect



Gateway to the Internet

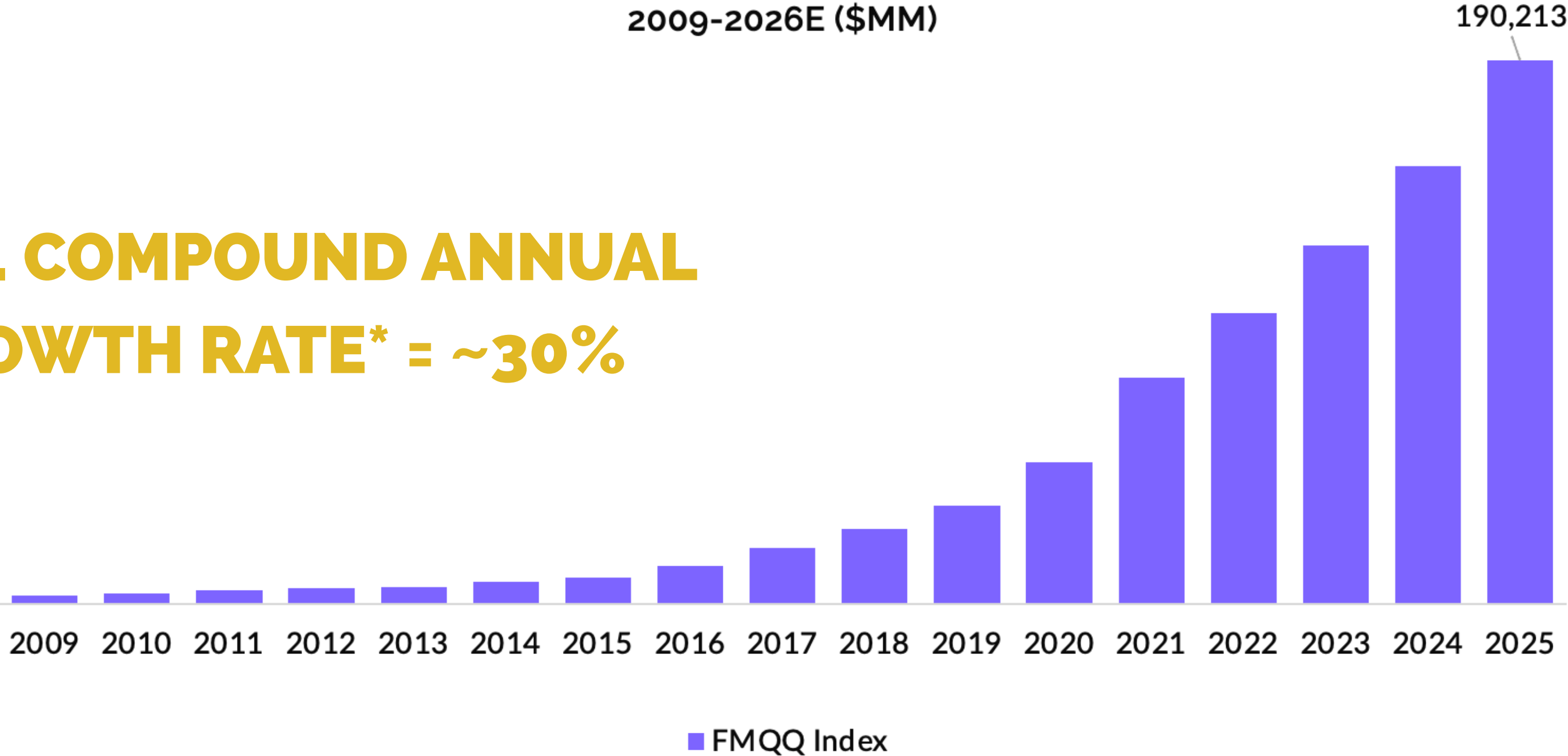


Source: EMQQ Global Research Projections as of Feb. 15, 2026, Newzoo Data 2022, GSMA Oct. 2023

Result = Revenue Growth

Emerging Markets Internet ex-China Total Revenue
2009-2026E (\$MM)

**16 YR. COMPOUND ANNUAL
GROWTH RATE* = ~30%**



Source: EMQQ Global LLC, Bloomberg LP, As of February 2026

*CAGR—or “Compound Annual Growth Rate”—is the annualized rate of growth in the value of an investment or financial metric over a stated period.

Problems with Traditional EM ex-China ETFs

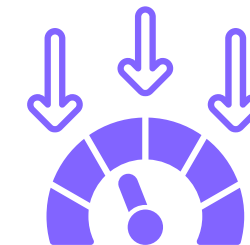
We believe traditional EM ex-China strategies have failed investors.



**Missing the Internet:
Low Overlap of
Holdings with FMQQ**



**Higher Exposure
to State-Owned
Enterprise (SOE*)**

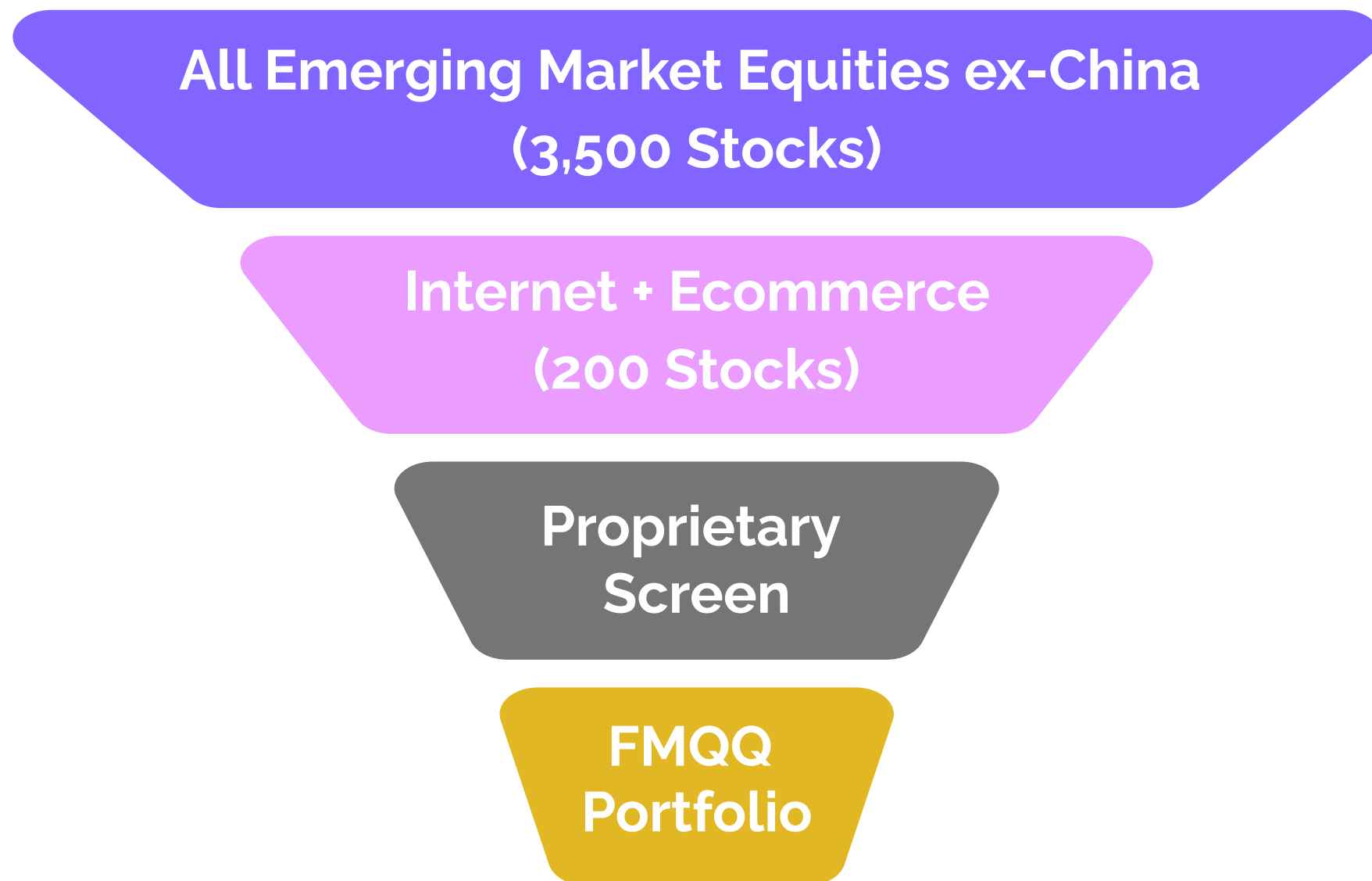


**Lower Revenue
Growth Rates vs
FMQQ**

Sources: EMQQ Global, Bloomberg, Data as of 12/31/2025

State-owned enterprise (SOE) is a business entity created or owned by a national or local government, either through an executive order or legislation.

FMQQ Investment Process



We Identify Emerging Markets Companies That Have:

- At least 50% of revenue from internet/ecommerce business*
- Agnostic of Listing Exchange, Country, or Incorporation
- Minimum \$300mm market capitalization for initial inclusion
- Liquidity screen \$1mm 3-month average daily turnover

Weighting at Selection & Rebalance:

- Rebalanced semiannually in June & December
- Market cap weighted (8% maximum weight per security)

Index Committee Discretion:

- Vote for special exclusions

*Note: * We define "internet company" as deriving profits from ecommerce or internet activities, such as search engines, online retail, online banking, social networking, online video, e-payments, online gaming, online travel, ride hailing, food delivery, etc.*

FMQQ Portfolio Overview

Top Ten Holdings

NU HOLDINGS LTD	8.57%
MERCADOLIBRE INC	8.57%
RELIANCE INDUSTRIES LTD	8.51%
ETERNAL LTD	7.67%
BAJAJ FINANCE	7.67%
SEA LTD	6.10%
JSC KASPI.KZ	5.43%
GRAB HOLDINGS	4.27%
JIO FINANCIAL SERVICES LTD	3.82%
XP INC	3.50%

Subject to change

Country Weights

India	44.90%
Brazil	25.24%
South Korea	10.31%
Indonesia	7.54%
Kazakhstan	5.43%
Malaysia	4.27%
Poland	2.12%
Nigeria	0.40%

Sector Weights

Ecommerce	47.8%
Fintech	43.2%
Search	3.3%
Classifieds	2.1%
Social Media	1.6%
Travel Tech	1.3%
Gaming	0.5%
Adtech	0.4%

Data as of 3/31/2026

EMQQ Global Team



Kevin T. Carter

Founder & Chief Investment Officer
EMQQ Global



Akeem Bailey

Director of Research
EMQQ Global



Erica Allaby

Chief Marketing Officer
EMQQ Global



Dr. Burton Malkiel

Advisor to EMQQ Global
Prof. of Economics at Princeton University



Kyle Parker

President
EMQQ Global



Kira Benson

Director of Business Development
EMQQ Global



Connect with Us




Subscribe to Our
Newsletter



Follow Us on
LinkedIn



Talk to Our Sales
Team



www.FMQQetf.com

Carefully consider the Fund's investment objectives, risk factors, charges and expenses before investing. This and additional information can be found in the Fund's prospectus, which may be obtained by visiting www.emqqglobaletfs.com. Read the prospectus carefully before investing.

Investing involves risk, including the possible loss of principal. Investments in smaller and mid-sized companies typically exhibit higher volatility. The Fund is non-diversified. International investing may involve the risk of capital loss from unfavorable fluctuations in currency values, from differences in generally accepted accounting principles, or from economic or political instability in other nations. Frontier and Emerging markets involve heightened risks related to the same factors as well as increased volatility and lower trading volume. Frontier markets generally have less developed capital markets than traditional emerging market countries, and, consequently, the risks of investing in foreign securities are magnified in such countries. These countries are subject to potentially significant political, social and economic instability, which could materially and adversely affect the companies in which the Fund may invest. The Fund invests in the securities of Internet Companies, including internet services companies and internet retailers, and is subject to the risk that market or economic factors impacting technology companies and companies that rely heavily on technology advances could have a major effect on the value of the Fund's investments.

There is no guarantee that the Fund will achieve its investment objective.

FMQQ The Next Frontier Internet Index (FMQQ Index) is designed to measure the performance of an investable universe of publicly traded, frontier, and emerging market internet and ecommerce companies. The Index covers over 66 companies operating in Emerging and Frontier Markets, including India, Brazil, South Korea, Taiwan, South Africa, Mexico, Argentina, Malaysia, Thailand, Indonesia, Vietnam, Philippines, Turkey, Poland, and Colombia. Index performance returns do not reflect any management fees, transaction costs or expenses. Indexes are unmanaged and one cannot invest directly in an index.

Exchange Traded Concepts, LLC serves as the investment advisor to the FMQQ ETF. The Fund is distributed by SEI Investments Distribution Co. (SIDCO) which is not affiliated with Exchange Traded Concepts, LLC.